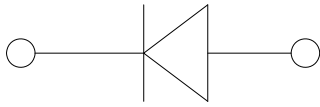


Guardring for overvoltage protection
 Low power losses
 Extremely fast switching
 High forward surge capability
 High frequency operation
 Meets MSL level 1, per J-STD-020, LF maximum peak
 : Tin plated leads, solderable per J-STD-002 and JESD22-B102



	I_{FSM}	A	120
Voltage rate of change (rated V_R)	dV/dt	V/ μ s	10000
Storage temperature	T_{stg}	J	-55 ~+175

$T_a=25$ Unless otherwise specified

Instantaneous forward voltage	V_F	$I_F=5A$	$T_J=25$	0.82	0.9
			$T_J=125$	0.7	0.8
Reverse current	I_R	Rated V_R	$T_J=25$	-	1
			$T_J=125$	-	150
Typical junction capacitance	C_J	$V_R=4V, f=1MHz$		100	-



T_a=25 Unless otherwise specified

Thermal resistance	R _{J-A} (1)	/W	47 ⁽¹⁾	
	R _{J-L} (1)		13 ⁽¹⁾	

Note(1)

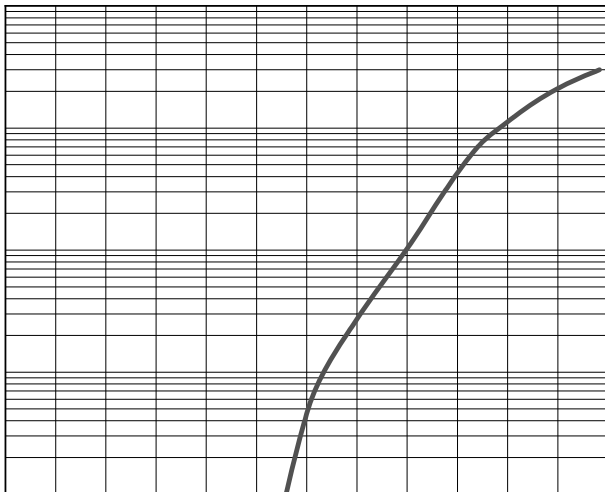
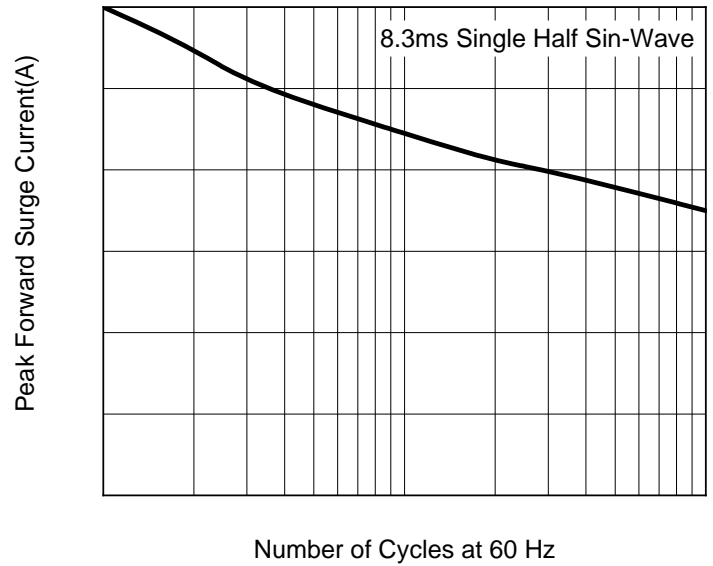
Thermal resistance from junction to ambient and from junction to lead mounted on P.C.B. with 0.6" x 0.6" (16 mm x 16 mm) copper pad areas

(Example)

	F1	Approximate 0.251	3000	42000	13" reel

(Typical)

Fig.2: Maximum Non-Repetitive Peak Forward Surge Current





DO-214AB (SMC)		
Dim	Min	Max
A	6.60	7.11
B	2.85	3.27
C	5.59	6.22
D	7.75	8.13
E	1.99	2.61
F	0.15	0.31
G	0.76	1.52
H	0.05	0.20

P1	9.9
P2	3.84
Q1	3.03
Q2	3.82



The information presented in this document is for reference only. Yangzhou Yangjie Electronic Technology Co., Ltd. reserves the right to make changes without notice for the specification of the products displayed herein to improve reliability, function or design or otherwise.

The product listed herein is designed to be used with automotive electronics, are not designed for use in medical, lifesaving, lifesustaining, or military, Yangjie or anyone on its behalf, assumes no responsibility or liability for any damages resulting from such improper use of sale.

This publication supersedes & replaces all information previously supplied. For additional information, please visit our website [http:// www.21yangjie.com](http://www.21yangjie.com) , or consult your nearest Yangjie's sales office for further assistance.